

File was found and ready to download!
 UPDATED 14 HOURS AGO

Fastest Source: [usenet.nl](https://www.usenet.nl)

Click the **download button** and select one of the found **cloud sources**.

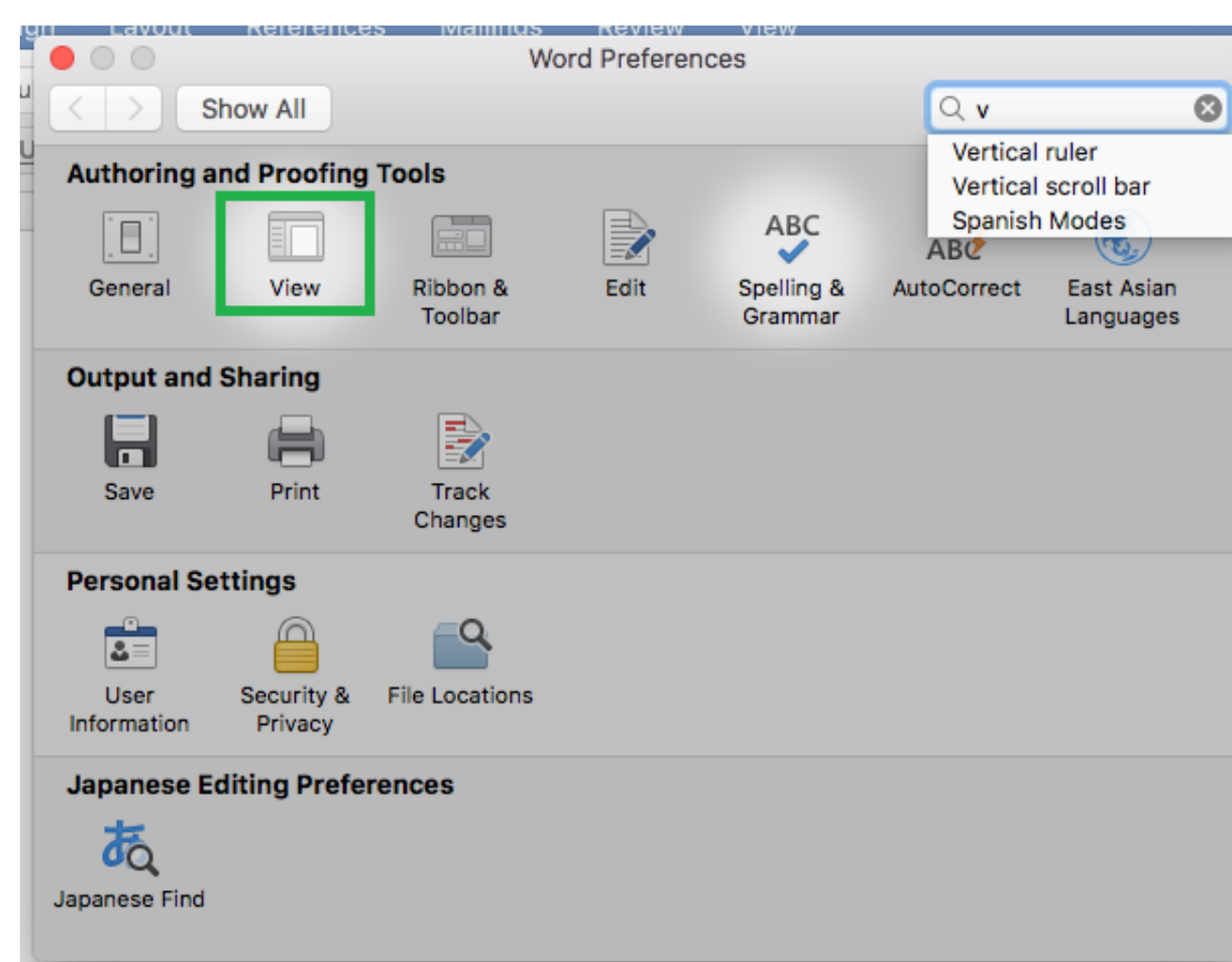
6.4  2865 VIEWS

[Download](#)   SECURE SCANNED

You need to [log in](#) before you can post comments.

[Navigation](#) [Registration](#) [FAQ](#)

[Vertical Scroll Bar Grayed Out Word For Mac](#)






[Vertical Scroll Bar Grayed Out Word For Mac](#)

File was found and ready to download!
 UPDATED 14 HOURS AGO

Fastest Source: [usenet.nl](https://www.usenet.nl)

Click the **download button** and select one of the found **cloud sources**.

6.4  2865 VIEWS

[Download](#)   SECURE SCANNED

You need to [log in](#) before you can post comments.

[Navigation](#) [Registration](#) [FAQ](#)

Free photo collage for windows 10. There's also no Tool Mode section on the menu bar, nor can you add one via the Customize Toolbar menu item.. So I need a vertical scrollbar to scroll the rest of the app window contents into view.

Make Photo Grids & Collages on Mac / Windows for Free CollageIt is an easy-to-use photo grid & collage maker for Mac OS X & Windows, which makes collage automatically.. In a matter of seconds, this collage software can turn any ordinary photos into impressive collages.. You can also check out previously reviewed guides on How to Insert and Embed Excel spreadsheet in Word 2010 & Inserting Line Number in Word 2010.. I'm looking at MyDocument xib in Interface Builder and I can't for the life of me find how to add a vertical scrollbar.. Just click Reset Window Position to reset the original position of both document windows.

On scrolling up/down a document window, other document will automatically be scrolled in the same same way.. I tried setting the window contentSize, but that just makes the window larger Bit baffled by this as in every other environment in the world, not necessarily IDEs, it's a matter of ticking a box.. Command-I does nothing, and if you look, the Scroll Tool menu item is grayed out.. It's set to 768x756 minimum size and 768x1024 maximum size It starts out at minimum size (to support schools that use older MacBooks with 800px high screens), but the content does occupy 1024 height.

d70b09c2d4

<http://cremdangdenzme.cf/gatewbethy/100/1/index.html/>

<http://iosiolghze.tk/gatewbethy83/100/1/index.html/>

<http://dubbpacsacaon.tk/gatewbethy40/100/1/index.html/>